
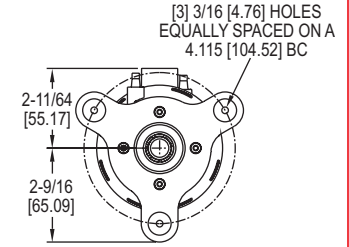
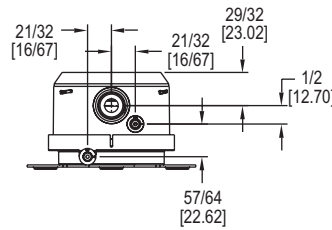
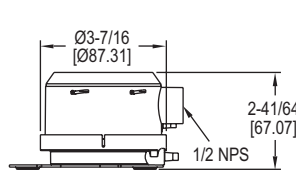


MAGNESENSE® DIFFERENTIAL PRESSURE TRANSMITTER

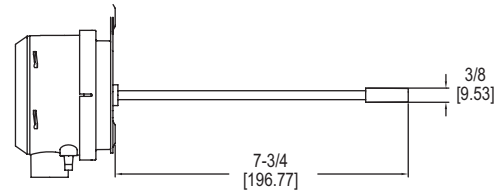
Monitors Pressure and Air Velocity



Standard MS with optional LCD



MS with optional LCD and static probe



The Series MS Magnesense® Differential Pressure Transmitter is an extremely versatile transmitter for monitoring pressure and air velocity. This compact package is loaded with features such as:

FEATURES/BENEFITS

- Field selectable English or Metric ranges
- Field upgradeable LCD display
- Adjustable damping of output signal (with optional display)
- Ability to select a square root output for use with pitot tubes and other similar flow sensors

APPLICATIONS

- Building pressure monitoring
- Duct pressure monitoring
- Fan velocity measurement
- Zone differential pressure monitoring
- Filter condition monitoring

Along with these features, the patented magnetic sensing technology provides exceptional long term performance and enables the Magnesense® Differential Pressure Transmitter to be the single solution for your pressure and flow applications.

SPECIFICATIONS

Service: Air and non-combustible, compatible gases.	Zero & Span Adjustments: Digital push-button.
Wetted Materials: Consult factory.	Loop Resistance: Current output: 0-1250 Ω max; Voltage output: min. load resistance 1 kΩ.
Accuracy: ±1% for 0.25" (50 Pa), 0.5" (100 Pa), 2" (500 Pa), 5" (1250 Pa), 10" (2 kPa), 15" (3 kPa), 25" (5 kPa); ±2% for 0.1" (25 Pa), 1" (250 Pa) and all bi-directional ranges.	Current Consumption: 40 mA max.
Stability: ±1% FS/year.	Display (optional): 4 digit LCD.
Temperature Limits: 0 to 150°F (-18 to 66°C).	Electrical Connections: 4-20 mA, 2-Wire: European style terminal block for 16 to 26 AWG; 0-10 V, 3-Wire: European style terminal block for 16 to 22 AWG.
Pressure Limits: 1 psi maximum, operation; 10 psi, burst.	Electrical Entry: 1/2" NPS thread; Accessory (A-151): Cable gland for 5 to 10 mm diameter cable.
Power Requirements: 10-35 VDC (2-wire); 17-36 VDC or isolated 21.6-33 VAC (3-wire).	Process Connections: 3/16" (5 mm) ID tubing. Maximum OD 9 mm.
Output Signals: 4-20 mA (2-wire); 0-5 V, 0-10 V (3-wire).	Enclosure Rating: NEMA 4X (IP66).
Response Time: Adjustable 0.5 to 15 s time constant. Provides a 95% response time of 1.5 to 45 seconds.	Mounting Orientation: Diaphragm in vertical position.
	Weight: 8.0 oz (230 g).
	Agency Approvals: CE.

MODEL CHART		
Model	Output	Selectable Ranges
MS-121*	4-20 mA	0.1 in, 0.25 in, 0.5 in w.c. (25, 50, 100 Pa)
MS-321*	0-10 V	0.1 in, 0.25 in, 0.5 in w.c. (25, 50, 100 Pa)
MS-721*	0-5 V	0.1 in, 0.25 in, 0.5 in w.c. (25, 50, 100 Pa)
MS-111*	4-20 mA	1 in, 2 in, 5 in w.c. (250, 500, 1250 Pa)
MS-311*	0-10 V	1 in, 2 in, 5 in w.c. (250, 500, 1250 Pa)
MS-711*	0-5 V	1 in, 2 in, 5 in w.c. (250, 500, 1250 Pa)
MS-131	4-20 mA	10 in w.c. (2 kPa)
MS-141	4-20 mA	15 in w.c. (3 kPa)
MS-151	4-20 mA	25 in w.c. (5 kPa)
MS-331	0-10 V	10 in w.c. (2 kPa)
MS-341	0-10 V	15 in w.c. (3 kPa)
MS-351	0-10 V	25 in w.c. (5 kPa)
MS-021	4-20 mA	±0.1 in, 0.25 in, 0.5 in w.c. (±25, 50, 100 Pa)
MS-221	0-10 V	±0.1 in, 0.25 in, 0.5 in w.c. (±25, 50, 100 Pa)
MS-621	0-5 V	±0.1 in, 0.25 in, 0.5 in w.c. (±25, 50, 100 Pa)

*Note: For duct mount static pressure probe, change last digit from 1 to 2. Example: MS-122

ACCESSORIES	
Model	Description
A-435	Field upgradeable LCD
A-480	Plastic static pressure tip
A-481	Installer kit. Includes 2 plastic static pressure tips and 7 ft (2.1 m) of PVC tubing
A-489	4" straight static pressure tip with flange
A-302F-A	303 SS Static Pressure Tip with mounting flange. For 3/16" ID rubber or plastic tubing. 4" insertion depth. Includes mounting screws
SCD-PS	100-240 VAC/VDC to 24 VDC Power supply

OPTIONS	
To order add suffix:	Description
-LCD	Units with display
Example: MS-121-LCD	
-NIST	NIST traceable calibration certificate
Example: MS-021-NIST	
-FC	Factory calibration certificate
Example: MS-021-FC	